

ASHLEWORTH

THE INFORMATION

WELCOME TO ASHLEWORTH

a beautiful, friendly Gloucestershire village

VERSION NO. 1 - OCTOBER 2018

Welcome to the Ashleworth Information Pack

The Parish Council is delighted to provide you with the Ashleworth Information Pack. This will be invaluable to all potential new residents and those residents who moved to Ashleworth recently but we hope it has something to offer everyone in the village, including long-standing residents.

The aim of the pack is to provide as much local information as possible that will help everyone to feel part of and contribute to the vibrant and friendly community here.

The website [< enter URL here >](#) carries the most up to date version of this document, together with other useful links.

Contents

Some brief facts and figures	P3	Community Mini Bus	P12
Ashleworth Parish Council	P4	Caring for Communities and People	P13
Ashleworth Memorial Hall	P4	Ashleworth Village Show	P13
Woodpeckers Sports & Social Club	P5	Mobile Library Service	P14
Woodpeckers Cricket Club	P5	The Book Exchange	P14
Ashleworth Youth Football Club	P6	West of Severn News	P15
Woodpeckers Club - Other events	P6	Cotteswold Dairy	P15
Ashleworth Cinema	P7	GP Surgery - Staunton & Corse	P16
Local Shop & Post Offices	P7	Vets - Sundean Vet Group	P16
The Boat Inn	P8	Waste Management Services	P17
Ashleworth Ham Nature Reserve	P8	Bus Services	P18
Ashleworth Toddler Group	P10	Dog Walking and Access to Fields	P18
Ashleworth CofE Primary School	P10	Ashleworth Aerial Map	P19
Ashleworth CofE PTFA	P11	Acknowledgements	P20
Parochial Church Council	P11		
Women's Institute	P12		

Some brief facts and figures

Ashleworth village is roughly six miles north of Gloucester, located in the Tewkesbury district of Gloucestershire, close to the county's intersection with Worcestershire and Herefordshire.

The oldest part of the village is Ashleworth Quay, which is situated on the west bank of the River Severn. An ancient ferry, which used to link Ashleworth Quay to Sandhurst village on the east bank of the river, closed in the 1950s.

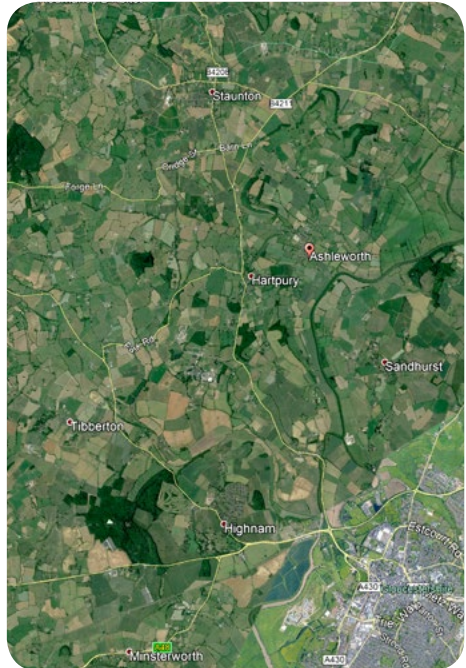
Near the Quay is the ancient parish church of St. Andrew and St. Bartholomew, the Manor, the Court, the historic Tithe Barn and the Boat Inn, which has been run by the Jelf family for nearly 400 years.

The larger, more modern, part of the village spreads out from the attractive village green situated on higher ground about half a mile to the north-west.

Near The Green is Ashleworth C of E Primary School and the former Queens Arms public house; the centre of the village with its Memorial Hall, Post Office and Shop lies a couple of hundred yards further up the hill.

An additional 35 new homes are being built during 2018/19 in Nup End, a further couple of hundred yards north-west of the shop.

The 2011 Census key statistics identified 540 usual residents as at census day; of these, 100% lived in households and the average age of residents was 44.5 years. In total, there were 238 household spaces. It is estimated that the new housing development will increase the population of Ashleworth to nearer 700.



Ashleworth Parish Council

There are five parish councillors including the Chair. Councillors are elected for terms of four years with elections, when required, being held on the same day as the Local Election. Names and contact details for parish councillors are available on the web site www.ashleworth.btck.co.uk/ParishCouncil or can be obtained by the Clerk to the Council, Nicky Hill, who is available on 01452 781028 / 07771 610027 or by email on ashleworthpc@gmail.com

Parish Council meetings are normally held on the second Tuesday of every other month, starting at 7.30 p.m. in Ashleworth Memorial Hall. Every meeting is open to the public and starts with a public question and answer session of up to 15 minutes. The agendas and minutes of meetings are posted on the Parish Council notice board in the bus shelter outside the village hall car park.

Ashleworth also has a Gloucestershire County and Tewkesbury Borough Councillor, as well as a Member of Parliament for the Gloucestershire West of Severn Constituency. Contact details of all of these are available on the web site above.

Ashleworth is also part of the Neighbourhood Watch scheme with a number of coordinators around the village to relay any information received to all within the village.

Ashleworth Memorial Hall

Ashleworth Memorial Hall was refurbished in 2010 and is a warm and light hall in the centre of Ashleworth Village, with dedicated parking directly across the road and is a wonderful resource for the village.

We are a registered charity and managed exclusively by volunteers on the committee with other helping hands. In recent years the Hall has been used for a wide range of events such as children's and special occasion birthday parties, formal presentations, wedding receptions, funeral wakes and musical events.

Visit our website and [Regular Events](#) page to find out about weekly social groups and classes. If you have a query about hiring the Hall or would like more details about any of our regular events, please use the details above or the 'Contact Us' link on the website

Jackie Eardley, Booking Secretary

T: 01452 702012

E: jeardley733@gmail.com

W: ashleworthmemorialhall.btck.co.uk



Rupert Barnes, Chairman

T: 01452 700006 / 07966 060304

E: chairman@ashleworthwoodpeckers.co.uk

W: www.ashleworthwoodpeckers.co.uk

Woodpeckers Sports & Social Club

The Woodpeckers Sports & Social Club has been part of the village for at least 50 years. As well as being the village's social club with a licensed bar, we are also home to a number of skittles teams and the youth football and cricket clubs.

We hope to develop our facilities in the coming years and welcome new members. Annual membership is £5 an individual or £10 for family membership.



Woodpeckers Cricket Club

We are your local friendly club which caters for all members of the community from five year olds upwards and of all abilities from novice to expert. We have a great junior and youth section providing coaching for the youngsters.

The teams play in all the local youth leagues. For "older" members, we have several senior teams which play most weekends and sometimes midweek: we even play in a winter indoor league.

This really is a cricket club for everyone (even if you just want to come and watch while having a drink) so get in contact with me or pop along when you hear the sound of leather on willow and get involved – I promise you we are not your standard cricket club – no ties needed!

Rob Stevens, Chair

T: 01452 700998 / 07966 531295

E: rob@boxbush.com

W: www.ashleworthwoodpeckers.co.uk



Ashleworth Youth Football Club

Ashleworth Youth Football Club is now 112 children strong, including boys and girls from age 6 to 16. We are renowned for our sportsmanship with 19 Fair Play Awards in 18 years since we were founded.

We play Saturday mornings at three venues: Woodpeckers Sports and Social Club in Ashleworth, Hartpury College and Apperley Village Hall. Training takes place from October to April at Hartpury College on Wednesday evenings at 6.00pm and in August, September and April at Woodpeckers Sports and Social Club on various evenings.

Our annual awards ceremony is a very special occasion and normally takes place in early June.

Keith Huggins, Chairman

T: 07745 043958

Dave Benfield, Head Coach

T: 07946 436118

Martin Coupe, Child Welfare Officer

T: 07919 370929



Frank Bowe, Skittles

E: frank.bowe221@btinternet.com

Woodpeckers Sports & Social Club - Other events

We are home to a number of skittles teams, some of which are often on the lookout for new players.

A cribbage card session is also often held on a Monday evening.

Ashleworth
Woodpeckers



Maggie Mitra

T: 01452 700098

E: mfish1@btinternet.com

Ashleworth Cinema

New in 2018, the Ashleworth Cinema shows films on a regular basis, excluding the summer months. Screenings are at the Memorial Hall and are usually on a Saturday evening. A bar and refreshments are always available.

Look out for posters and flyers around the village, and in the West of Severn News for details of the next event and where to purchase tickets. You will be amazed at the fantastic audio-visual quality of the screening equipment!

ASHLEWORTH



CINEMA

Local Shop & Post Office

This quintessential village resource provides a Post Office with the usual range of PO Services e.g. renewal of car tax, currency conversion and stamps etc and the village shop with a wide range of groceries, home-made cakes, ham / bacon all delivered with impeccable friendly service and great local knowledge.

Opening Hours:

Mon – Fri. 07:30 – 17:30

(Closed for lunch 13:00 – 14:00)

Sat: 08:00 – 12:00

Sun: Closed.

Rod and Pat Riach - Owners

T: 01452 700215



Mark Fox, Landlord

T: 01452 700272

The Boat Inn

The landlords look forward to meeting customers old and new at the Boat Inn. Situated along the bank of the River Severn, the pub is warm and the ale is cool at this unique establishment which is a slice of times past!

Just visit and sample one of our (up to) 10 real ales and 20 real ciders, served straight from the cask!

Wet dog and muddy boot friendly! We offer hot basket meals and local burgers. Simple, tasty pub food!





Ashleworth Ham Nature Reserve

The word 'Ham' is locally used to mean river meadow. The internationally important Ashleworth Ham Nature Reserve lies in the floodplains of the Severn Vale, approximately one mile north of Ashleworth village on Ham Road, and covers over 40 hectares. It is a Site of Special Scientific Interest (SSSI). The land is owned and managed by the Gloucestershire Wildlife Trust (GWT); please see www.gloucestershirewildlifetrust.co.uk for contact details. Ashleworth Ham floods easily, particularly over the winter, and GWT manages the drainage to retain the water, forming a large lake perfect wetland for overwintering wildfowl. Although the actual reserve is not open to the public, there are 2 viewing screens positioned along the roadside and an elevated hide, opposite the reserve, in Meerend Thicket, with a parking area. Occasional guided tours are also offered.



Large numbers of wildfowl can usually be seen in winter, including up to 4000 widgeon, 1500 teal and 1000 mallard, along with pintail, shoveler, tufted duck and pochard. In spring, there are breeding populations of lapwing, snipe, redshank, redstart, grasshopper warbler, sedge warbler, reed bunting and more. Many birdwatchers submit their sightings at this reserve to The Gloster Birder website, theglosterbirder.co.uk.

ASHLEWORTH INFORMATION PACK



Lindsay Hancock

E: linz9@btinternet.com

Ashleworth Toddler Group

The Ashleworth Toddler Group is a Community Play Group for little pre-school people. Join us at Ashleworth Memorial Hall for play, singing and fun activities on Friday mornings from 9.30-11.30.



Ashleworth CofE Primary School

At Ashleworth School, we pride ourselves on the quality of learning and the strong family feeling and welcoming atmosphere. The children, staff and supporters of Ashleworth all feel they are part of this unique community and respect each other and the contributions they make.

We are a primary school, operated by Gloucestershire County Council, catering for children aged 4 – 11. Our original school building was built in 1842; we also have a Forest School a short walk away where the children can make fires, eat marshmallows and learn all about the plants and animals that live alongside them.

We welcome volunteers and parent helpers into school and encourage our parents to support their children's learning.

We pride ourselves on our caring, nurturing ethos that is underpinned by our core Christian values.

Mrs Michelle Kelly, Head

T: 01452 700340

E: admin@ashleworth.gloucs.sch.uk



Ashleworth CofE Primary School PTFA

Ashleworth Primary School has an active Parent, Teacher and Friend Association (PTFA) which works to enrich the experience of the children at the school.

Ashleworth CofE Primary School

T: 01452 700340

E: admin@ashleworthprimaryptfa.com

FB: [@APSPTFA](https://www.facebook.com/APSPTFA)

The PTFA raises funds through organising and hosting community events. The proceeds from these events fund activities at the school or purchase equipment. We have hosted quiz nights and balls, organised Christmas craft workshops and celebrated those leaving School in Year 6 with special events for them and the rest of the school. Amongst other things, we have purchased items such as new iPads, robotic programming devices and guided reading books, as well as funding trips to the SnowDome, for example, and contributing to educational and music workshops. In addition, we organise and run a gardening club at the School.

For more information please visit www.ashleworthprimaryschoolptfa.com



John Longuet-Higgins, Vicar

T: 01452 700965

E: vicar.westof7@gmail.com

Steve Godsell, Curate

T: 07752 463536

E: curate.westof7@gmail.com

Parochial Church Council

A Grade I Listed building of Saxon origin, St Andrews and St Bartholomew, our lovely church, is situated a short distance from the centre of Ashleworth, next to the Court and on the way to the Boat Inn. It, together with six other churches in the locality, forms the West of Severn Benefice.

Church services are held on the 1st, 3rd and 4th Sundays of each month at 9:30am led by either the Rev'd John Longuet-Higgins, Rev'd Steve Godsell or an invited preacher.

Full details of the services can be found in the West of Severn magazine, as well as contact details for the vicar and churchwardens. Information can also be found at

www.westofsevernchurches.org.uk

www.severncommunityhub.org.



Women's Institute

Ashleworth & Hasfield WI was formed 75 years ago but remains young at heart!

We offer a warm and friendly welcome to all women; our current membership ranges from early 20s to early 90s.

In the spirit of the wider WI organisation's objectives, we offer our members opportunities to take part in a wide range of activities and support them to campaign on issues that matter to them, as well as playing an active part in promoting community spirit.

We meet on the first Tuesday evening of every month in the Ashleworth Memorial Hall and have a fun and lively annual programme of social events and talks from speakers, with a light supper. Please visit our Facebook page to see some of our recent activities.

We offer potential new members the opportunity to come along to our meetings as a guest. So do get in touch with me, we would love to welcome you to our group.

Ivy Clayson, President

E: ivyclayson@hotmail.co.uk

FB: [Ashleworth & Hasfield W.I.](#)



Simon Sugarman / Amy Williamson

T: 01452 781055

E: villageminibus@gmail.com

www.villageminibus.co.uk

Community Minibus

The Village Minibus is available for use by anyone in Ashleworth and the neighbouring parishes and villages of Tirley, Apperley, Chaceley, Corse Lawn, Deerhurst, Forthampton, Hartpury, Hasfield, The Leigh, Maisemore, Norton, Sandhurst, Staunton & Corse and Twigworth.

The minibus seats 16 people and is wheelchair accessible. It is owned and operated by Tirley Parish Council and run by a group of volunteers. You can join existing regular trips or hire the minibus at £30 for half a day or £45 for a full day plus 45p a mile. Where possible we'll assign you a volunteer driver or you can self-drive.

If you would like to volunteer in any way, please contact us.



Community Wellbeing Service

(Formerly known as the Village Agent Service)

The Community Wellbeing Service is a countywide service that started in October 2017 and builds on the work of the Village Agents and Social Prescribing.

Sam Couldrey, Hub Coordinator

T: 01452 583562 / 07702 858823

E: sam.couldrey@ccp.org.uk

It is a free and confidential service for anyone over 16 and aims to connect people with local services, organisations and groups. It can help to improve general wellbeing and meet people's wider social needs. It can help people find activities in their local area and meet more people in their community. The service can also provide information to help people make informed choices. In line with the Sustainability and Transformation Plan, the service wraps around local surgeries so Ashleworth may be covered by three teams depending on which surgery the resident is registered with. CCP have the contract for Cheltenham & Tewkesbury so covers Mythe Medical Practice and Church Street Practice. Longlevens is covered by Home Group in Gloucester (0300 131 0024) and Newent & Staunton surgery are covered by Forest of Dean District Council (01594 812447/01594 812399). The teams do liaise with each other if it is felt the person may be better served by a different team.

Maggie Mitra, Chair

T: 01452 700098

Steph Collier, Secretary

T: 01452 700667

Ashleworth Village Show

The Annual Ashleworth Village Show, held on the first Saturday after the August Bank Holiday, is a true celebration of village life

It has been running for over 50 years!!

It aims to put on an enjoyable afternoon for the people of the surrounding area and raises money for donating to local community groups. There are over 70 classes to enter, the items of which are displayed in a large exhibition marquee: crafts, cookery, art, photography, floral art, produce, flowers, and classes for children of all ages. Attractions are held in an arena, with many side shows, activities, games, music and stalls. The bar of the Woodpeckers Club is open and we have a Pimm's/Fizz tent and a tea tent full of sumptuous home-made cakes. The Committee is run by volunteers and we have many helpers to make this a truly grand day for all ages. All this for just £2 entry, £1 for children or £5 for a family. Do come along, support the village and have fun!!

For more information take a look at www.ashleworth.btck.co.uk/AshleworthVillageShow



Mobile Library Service

The mobile library stops at 50 locations in rural areas of the county and visits on a regular four week cycle.

The stops range from 30 minutes to two hours to allow you to;

- Browse the book shelves,
- Use the PC with free internet access,
- Find information from library staff and other public sector partners.

Wheelchair access is available.

Stops and timetables can be found on the following links;

- [A-Z Mobile stops from 30/10/17 \(PDF, 194.2 KB\)](#),
- [Mobile Library timetable November 2018 - March 2019](#)


You can return or renew books

Mobile library customers can also return books to any library in the county or;

- [renew books online](#),
- or using our [Smartphone app](#).

Gloucestershire County Council

www.gloucestershire.gov.uk/libraries/find-a-library/mobile-library-service/



The Book Exchange

The Parish Council purchased and refurbished the old red telephone box outside the shop and village hall. This is now used as a book exchange and small information centre managed by the WI.

Ivy Clayson, W.I. President

E: ivyclayson@hotmail.co.uk



Miles Rackliff

T: 01452 702013 / 07557 444224

E: westofsevernnews@gmail.com

Clive Annetts

T: 01452 700870

E: cannetts@btinternet.com



West of Severn News

The West of Severn News is a monthly parish magazine which is distributed among approximately 500 households in Ashleworth, Tirley and Hasfield.

It is entirely self-financing, funded by advertising fees, and is run by a voluntary editorial team of two and a team of voluntary distributors.

Electronic copies of the publication can be found at www.ashleworth.btck.co.uk/WestofSevernNews



Cotteswold Dairy

Cotteswold Dairy is a local, family owned dairy that provides traditional doorstep delivery service for various dairy products and everyday essentials. With our traditional doorstep delivery service, our milk is delivered in reusable/ recyclable glass milk bottles that get reused on average 30 times before being remade into new glass milk bottles. Our range of milk products include traditional Gold Top Milk (Channel Island), Conventional Milk, Certified Organic Milk and Pasture Promise Free Range Milk. We also deliver items such as Cotteswold Dairy cream, local bread, local eggs, juice and a range of yogurts and cheese.

Depending on your delivery area, we either deliver Monday, Wednesday, Friday or Tuesday, Thursday, Saturday with no minimum order and no delivery fee.

Angelina Smith

T: 01242 672426

E: cheltenhamretail@cotteswold-dairy.co.uk



GP Surgery

Staunton & Corse Surgery

The present surgery was built in 1981, and extended in 1986, 1997 and 2007, and now encompasses five doctor consulting rooms, and a nurses suite of two treatment and one phlebotomist room. In 2018 we renovated the surgery to include new signage, redecoration and installation of a new telephone system. We have approximately 6500 patients registered with us. This includes 1200 resident students at Hartpury College.

We have all the equipment you would expect in a modern practice: ECG with computer interpretation, 24 hour blood pressure and ECG machines, and spirometer.

Staunton & Corse Surgery - Gloucester Rd Corse, Gloucester, GL19 3RB

Staunton & Corse Surgery

T: 01452 840228

www.stauntonsurgery.co.uk

Sundean Vet Group

T: 01452 700086

www.sundeanvets.co.uk



Sundean Vet Group

The practice deals with dogs, cats, rabbits, exotics and wildlife. Our vets each have different specialist interests and skills, offering a breadth of expertise and knowledge. Our veterinary practices provide a guaranteed high level of facilities and services.

Mon 9:00am - 7:00pm

Tue 9:00am - 7:00pm

Wed 9:00am - 7:00pm

Thu 9:00am - 7:00pm

Fri 9:00am - 7:00pm

Sat Closed

Sun 9:00am - 12:00pm

Sundean Vet Group, Gloucester Road, Hartpury, Gloucester, GL19 3BG



Waste Management Services

Bin collection services are managed by Tewkesbury Borough Council.

www.tewkesbury.gov.uk/waste-and-recycling#household-bin-collection

Tewkesbury Borough Council

Public Services Centre

T: 01684 295010

E: customerservice@tewkesbury.gov.uk

Blue bin collection service

The blue bin recycling collection is a fortnightly service. Please ensure your blue bin is placed on your property at the nearest point to the highway or pavement by 7am, next to your larger food caddy.

One week your blue bin will be emptied, the next week the green bin will be emptied.

Each property should have a blue bin for recycling. If you do not have a blue bin or would like to order please telephone customer services on 01684 295010.

If you have any excess recycling waste you can collect additional blue recycling bags from the Public Services Centre on Gloucester Road, Tewkesbury or request them via email: recycling@tewkesbury.gov.uk.

Green bin collection service

The refuse collection is for non-recyclable waste only. The green refuse bin is emptied fortnightly, alternating with the blue recycling bin collections. All rubbish collected in the green bin goes to landfill. Because sending waste to landfill is detrimental to the environment it costs a lot of money, so we encourage you to recycle first.

Weekly food waste collection service

Food waste is collected from every household every week. Each household has one small caddy and one large caddy. Collect the food waste in the smaller kitchen caddy then transfer the contents to the larger caddy when required then put it out before 7am on collection day.

If you would like to order a caddy please telephone customer services on 01684 295010.

How to use the weekly food waste collection

Line the small caddy with a compostable liner, newspaper or any plastic bag (e.g. supermarket carrier bag).

Every few days transfer the food waste (and the liner) to the larger caddy.

Put the larger caddy outside next to the correct bin, every week for collection.

Bus Services

Ashleworth is served by the 351 bus service that runs daily between Tewkesbury and Gloucester.

The bus stop is located opposite the Memorial Hall where a shelter has been provided. In this shelter is also the village notice board.

Stagecoach West

Time table

Dog Walking and Access to Fields

There are many areas to walk your dog(s) around Ashleworth. The map opposite is an extract from the www.gloucestershire.gov.uk/roads-parking-and-rights-of-way/public-rights-of-way/rights-of-way-online-map/ which indicates all public footpaths / bridleways that you may walk on in the village. This is only a small extract and the site does show a greater scale of information.

Please respect the countryside code when using these pathways as many go through farming land so please shut gates and pick up dog litter. We are lucky enough to have a number of dog waste bins within the village, located at the red dots, so please use these bins provided.

A number of the fields have livestock present in them at differing times throughout the year. Please make sure that your pet does not affect these animals - if in doubt - do not enter.



ASHLEWORTH INFORMATION PACK





Acknowledgements

Ashleworth Parish Council have produced this information pack for all residents and would like to thank the people below for their contribution.

Redcliffe Homes, depending on outcome of discussions. [Steve Marshall](#) for design, Carole Bowe village event photos and Richard Humphrey for all scenic photos around Ashleworth www.richardhumphreyphotography.com